

AKVATEK INDUSTRIES

**Commercial and Industrial
Refrigeration Equipment Manufacturer.**



Walk-ins to Suit Any Cold Storage Application

All AKVATEK Units Designed by licensed engineers Manufactured to exacting specifications. Subjected to a series of quality control procedures by a selected team of factory-trained professionals.

Guaranteed for 10 years
(panels, walls, and doors).



15701 NW 15 AVE,
MIAMI, FL. 33169


US Toll Free (866) 283-8766

Phone: (305) 624-9440

Fax: (305) 624-9443

Email: info@walkinrefrigeration.com

Website: www.walkinrefrigeration.com



AKVATEK WALK-INS are assembled with modular panel selection of 3" or 4" polystyrene and urethane solid core foam insulation with no wood framing. Panel selection precision formed to assure panel uniformity and easy of installation. **AKVATEK walk-ins can be easily disassembled, relocated, or enlarged.**

Self-Contained and Remote Systems




Self-Contained

Refrigeration systems include the condensing unit, blower coil, and all necessary controls fully connected to and hermetically sealed for proper operation. The components are mounted on an insulated "drop-in" plug designed to fit into a factory prepared, pre-cut opening.



REMOTE Refrigeration systems include the condensing unit, blower coil and all necessary controls. Electrical wiring and refrigeration tubing for final connection are supplied by the contractor at the job site.


Typical Floor Details for cold rooms without floor:



Storage Doors.

Single and Double Swing Doors:

Standard Features: Cam Lift Hinges Vision Window, Magnetic Po-In Gasket, 115V Heater for Freezer Applications, Latch with inside Safety Release Replaceable Snap-In Gasket Retainer. Options Available: Stainless Steel Finish Vision, and Window Inside.



- Matching the Insulation to the Application
- U.L. Listed Doors and Panels
- CFC-Free Foam Insulation
- One-Piece Corners
- Foam-In-Place Reinforced Doors
- Doors Include 36 in. High Kick-Plates In and Out
- Steel Reinforced Hinges

• At AKVATEK we design the walk-in to fit your available space, economically. If you need to notch around a column or you have space with angles other than 90 degrees, we are the Walk-in manufacturer for you.

The Standard Panel:


- Permanently Laminated Mill Embossed Aluminum Interior and Exterior
- 4 in. and 6 in. CFC-Free Polystyrene and Urethane Insulation
- Modular Design with Tongue and Groove Construction
- Foamed-In-Place NSF Double Bulb Vinyl Gasket Design
- All Walk-Ins are Pre-assembled and Inspected Prior to All Shipments
- Minimum 3 CAM Locks Per Wall
- One Piece Corners
- Flame spread of 25 for freezers, 15 for Coolers - U.L. Flame Spread Rating
- Precut Mitered and Numbered NSF Floor Screeds for Floorless Walk-Ins
- Buck Opening Trimmed with High Impact ABS Plastic
- U.L. Listed and Labeled
- Door Heaters are engineered for long-term energy efficient use.

Single Slide Doors Standard Features:

ABS Plastic Breaker Trim Diamond Pattern Aluminum kick-plate, Aluminum Angle On All Edges.


Options Available:

Stainless Steel, Vision Window, Lock and Release, Remote Control, Inside Header and Jamb Electric Operation.



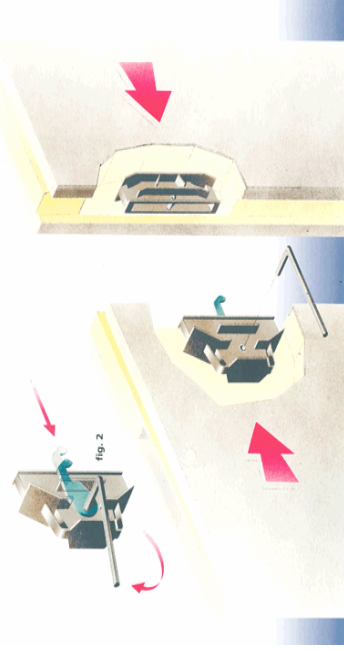
Bi-Part Slide Doors:

Doors are fabricated with smooth or stucco finish galvanized steel, stucco finish aluminum or FRP Glass-board over foamed non-CFC urethane insulation. Bi-Part slide doors have a gasket on each of its leading edges allowing it to overlap for a tighter seal. All edges are framed with an aluminum angle for durability and protection.



The Standard Door Features:

- 34 in. Self closing, In fitting, Flush Mounted Door With snap In, Easily Replaceable Magnetic Gaskets and Dual Door Sweep
- Foamed in Place CFC Free Urethane
- Heavy Duty Hinges Machine Bolted to Steel Plates
- Frame and Door Reinforced with High Impact ABS Plastic
- 36 in. High Aluminum Diamond Tread Kick Plates Interior and Exterior
- Center mounted factory installed vapor proof light fixture which remains on at all times to ensure safe exit.
- Freezer doors include Heater Harness with Factory Sealed Leads and Temperature Sensing Device
- Factory Installed Light switch, Pilot Light, Hydraulic Door Closer and Thermometer
- Inside Safety Release.



AKVATEK Cam-Lock consists of a locking pin in one section, and a locking arm in the adjoining section. It is operated with a standard allen wrench. The locking pin is a steel rod, positioned so that the hooked end of the locking arm hooks over it and engages it tightly. A half turn with the hex center allen wrench rotates the locking arm and thus engages or disengages the lock.

The most important part of any walk-in is the door; it is the only moving part. The AKVATEK hinged personnel door is designed intelligently and built to last. The door is U.L. Listed and labeled and is recognized as one of the finest in the industry. AKVATEK hinged doors are warranted for ten (10) years. All AKVATEK hinged personnel doors are foamed-in-place, In fitting, self-closing, flush-mounted with magnetic gaskets and are of modular design. The door section is interchangeable with most standard 47 in. x 84 in. wall panels (consult factory for exact interchangeability). AKVATEK can easily design and locate any of our doors almost anywhere in a wall, within 1 1/2 in. of the exterior corner on a 4 in. thick wall. **Optional door sizes include:**

- 36 in x 84 in
- 42 in x 84 in
- 56 in x 84 in
- 36 in. x 78 in.
- 42 in. x 78 in.
- 56 in x 72 in
- 42 in x 72 in
- 56 in x 72 in

AKVATEK offers custom door sizes to meet any requirement.



1. **FINISH**— Mill finish stucco aluminum.
2. **INSULATION**— Rigid Expanded Polystyrene or Rigid Urethane Insulation.
3. **PANELS**— Easily assembled and lightweight. Walk-ins include NSF approved, factory installed gaskets.
4. **CORNER**— Ease of installation and proper alignment is assured with the use of 12" and 24" one-piece corner sections.
5. **DOORS**— Lightweight, stock and custom sizes. Flush-mounted switch with pilot light and factory installed vapor-proof light fixture. Flush-mounted remote dial thermometer.
6. **HARDWARE**— Chrome plated, including latch with padlock provision, inside safety release, cam lift hinges, and defrost heater wires in freezer doors.
7. **FLOORS**— Reinforced galvanized floors are standard.